

Demand-driven, energy-efficient, balanced ventilation combined with pure ease of installation

Flux+ Wall ERV is part of the energy-efficient D+ ventilation concept with demand-driven, balanced ventilation and energy recovery.

This highly efficient unit always guarantees good air quality in the most energy-efficient way.

This unit is available in the following flow rates:

- up to 475 m³/h at 200 Pa
- up to 650 m³/h at 200 Pa



References

34596	Flux+ Wall 475 ERV
34597	Flux+ Wall 650 ERV

Primary features

- Flux+ Wall is easily converted to Flux+ Wall ERV thanks to the **retrofit energy recovery ventilator kit (35674)**.
- A revolution in the D+ landscape: **30% lower power consumption** than the competition
- Demand-driven by **CO₂, RH, & VOC** sensors inside the unit: standard reduction factor 0.93 in Belgium
- Energy recovery ventilator counterflow up to **83% heat recovery**
- **Save time**: a step-by-step workflow in the **installer app** for **fast and robust** commissioning of the ventilation system
- Adapts from a **left to right version** using a **software** setting in the installation app
- Flexible mounting options thanks to **top & side connections**
- **Ease of maintenance**: each component can be **disassembled in less than 5 minutes**
- **Smart filter notification**: measurements that measure the current contamination of the filter & send this info to the resident
- **Hybrid frost protection** with (optional) integrated electrical element

Demand drive

Air quality detection	CO ₂ , humidity, and VOC via electronic sensors centrally located in the unit. The sensors measure the indoor air quality in the extracted airstream for each room, 24 hours a day.
Operating options	– Demand-driven (standard) via internal sensors and optionally via external room sensors – According to weekly schedule, adjustable in the user app
Reduction factors valid in Belgium (F _{reduc, vent, heat})	<p>Standard:</p> <ul style="list-style-type: none"> • Config 0.93 = CO₂ sensor centrally located in the unit (extraction) <p>When adding Renson Sense room sensors:</p> <ul style="list-style-type: none"> • Config 0.87 = CO₂ room sensors in the living room and master bedroom • Config 0.70 = CO₂ room sensors in each bedroom • Config 0.61 = CO₂ room sensors in each dry room <p>When adding 2-zone flaps and Renson room sensors:</p> <ul style="list-style-type: none"> • Config 0.53 = CO₂ room sensors in the living room and master bedroom + day and night flaps • Config 0.49 = CO₂ room sensors in each dry room + day and night flaps

Technical specifications

	Flux+ Wall 475 ERV	Flux+ Wall 650 ERV
Maximal ventilation flow rate	475 m ³ /h at 200 Pa	650 m ³ /h at 200 Pa
Thermal efficiency (in accordance with EN13141-7)	Belgium - conform to Annex G of Annex V of the Energy Decree (conform to EN13141-7)	
	83% at 300 m ³ /h 79% at 350 m ³ /h 78% at 400 m ³ /h 76% at 475 m ³ /h	76% at 500 m ³ /h 75% at 550 m ³ /h 74% at 600 m ³ /h 73% at 650 m ³ /h
	Netherlands - conform to Section 11 of NTA 8800 in the context of the Building Regulations (conform to EN13141-7)	
	83,1% at 331 m ³ /h	81,4% at 454 m ³ /h
Maximal power used	2 × 84 W	2 × 133 W
Sound level Conforms to the EcoDesign directive	50,0 dB(A)	56,5 dB(A)
Energy rating (in accordance with directive 2010/30/EU)	A+	A
Connection voltage	230 Vac -15%/+10% (50 Hz, 60 Hz) Power cord 2 m included (EU plug)	
Dimensions	870 × 790 × 580 mm (H x W x D)	
Weight	24,5 kg	
Installation	Wall mounting Left or right set-up via software setting Floor installation using an accessory (35672)	
Room	Indoor installation in an insulated room Temperature limits from 0°C to 40°C	
Connections	Ø180 mm inner dimension of the unit or Ø200 mm via supplied flanges Top and side connection possible per connection point	
Bypass	Yes, completely (100%)	
Breeze function	Automatic passive cooling by temporary nominal ventilation in case of cooling demand	
Frost protection	Standard due to imbalance Hybrid frost protection with optional accessory: internal electrical frost protection 1.6 kW	
Automatic control (constant flow)	Yes	
Fan	Latest generation of extremely quiet & energy-efficient EC motors with backward-curved fan blade	
Maximum fan operating pressure	Up to 450 Pa - Recommended working pressure at design airflow: ≤ 200 Pa - Guidance value for very good working pressure at design air flow rate (cf. TV no. 258): 100 Pa up to 150 Pa	
Reading out the calibration pressure	Via installation app & Renson installer web portal	
External input/output	- 1x Ethernet connection - 2x USB connections (<i>USB dongle for Wi-Fi connection included*</i>) - 3x digital inputs & outputs for ventilation position control or feedback of error and filter notifications	

* Only compatible with 2.4GHz

Other features

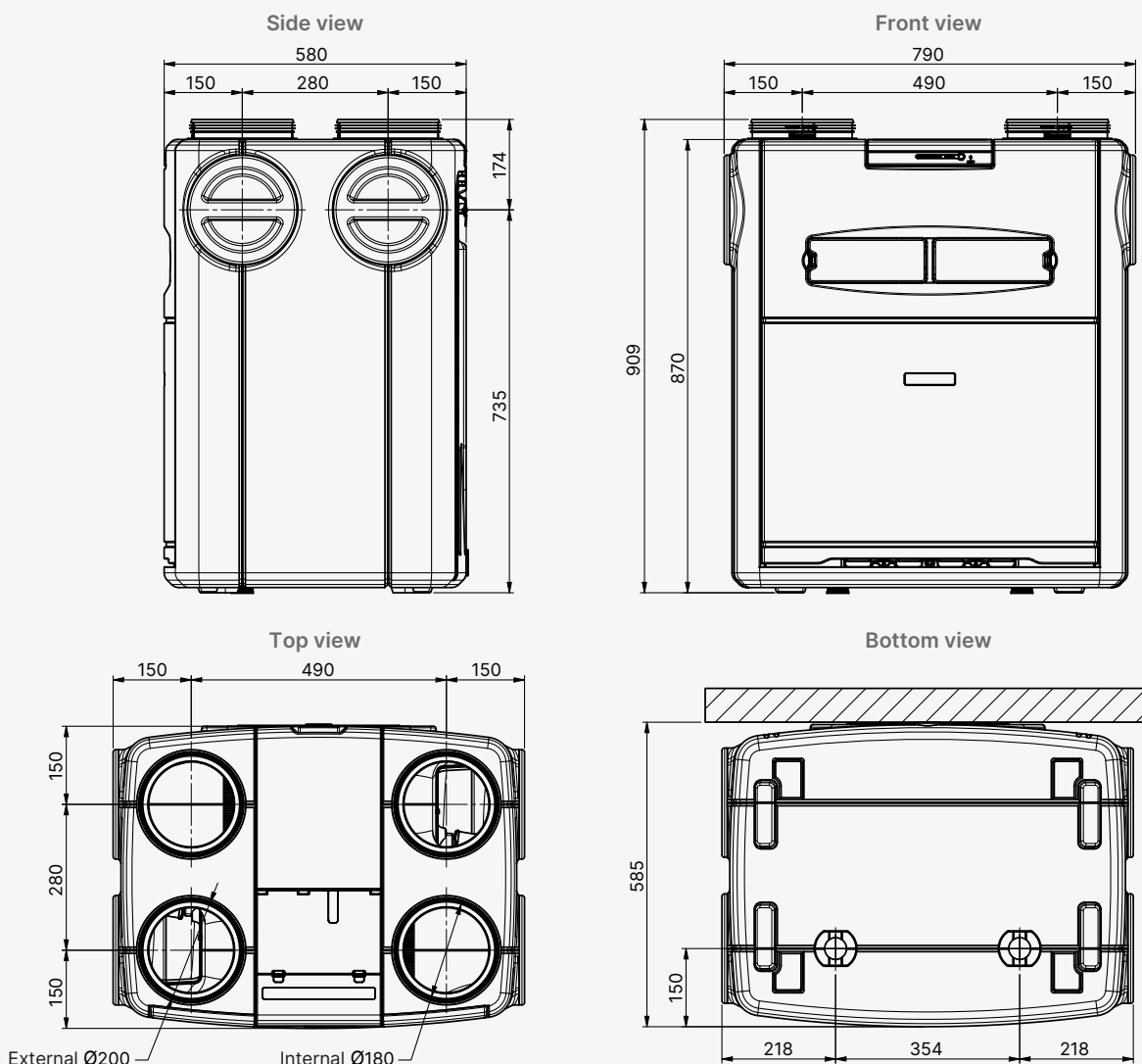
Installation and user app	Can be downloaded free of charge from Play Store (Android) and App Store (Apple)
Control	- Via user app - Optional by adding 3-position switch (Renson type XVK3) - 4-position switch, included in wireless room sensors
Error notification & filter notification	- Via LED bar on unit - Via user app - Via Renson Installer app and Renson installer web portal (installer)
Automatic software updates	Automatically when the unit is connected to the internet or locally via the installation app
Remote connection	Available via installer web portal when the unit is connected to the internet
Integration into smart home & home automation	Home automation: switching module (3 contacts) or integration via Local API
Fire protection (internal)	✓

Filters & accessories

Filters	<ul style="list-style-type: none"> - Unit supplied as standard with 2x ISO Coarse 65% (G4) - Optionally available: <ul style="list-style-type: none"> • Urban Protection Kit: 1x ePM1 55% (F7) + 1x ISO Coarse 65% (G4) • Premium Protection Kit: 1x ePM1 80% (F9) + 1x ISO Coarse 65% (G4) • Carbon Protection Kit: 1x Carbon + ISO Coarse 65% (G4) + 1x ISO Coarse 65% (G4)
SmartZone-Day/night zoning	A 2-zone kit is an option that allows you to create day/night zoning (via 2 flaps). The option automatically detects which zone is in use and sends the bulk of fresh air to this zone. This way, you consume less energy and have a quieter system while maintaining optimum air quality.
Active humidification module	The optional humidification module ensures that the moisture level in your home is always kept at the right level throughout the year. There is a risk of the indoor air becoming too dry when using a ventilation system with heat recovery. Parquet or other wooden objects remain protected without the user having to pay attention to this situation specifically.

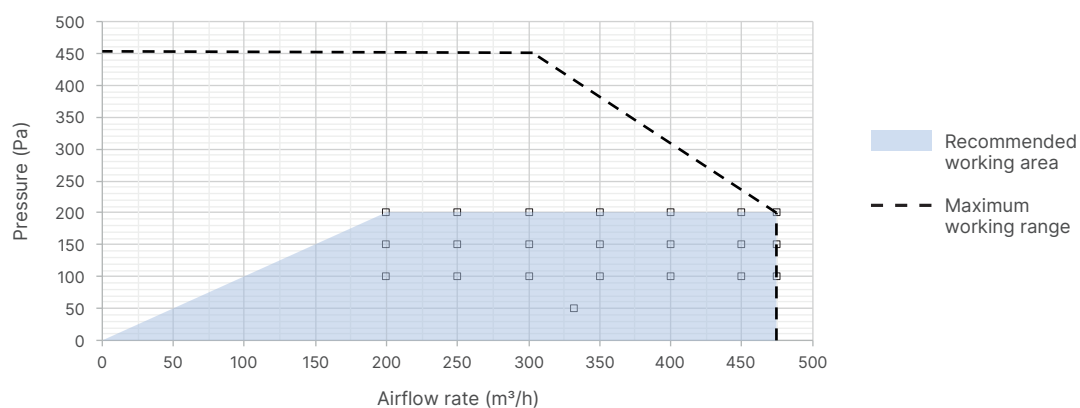
Dimensions

BIM support via Renson professional portal



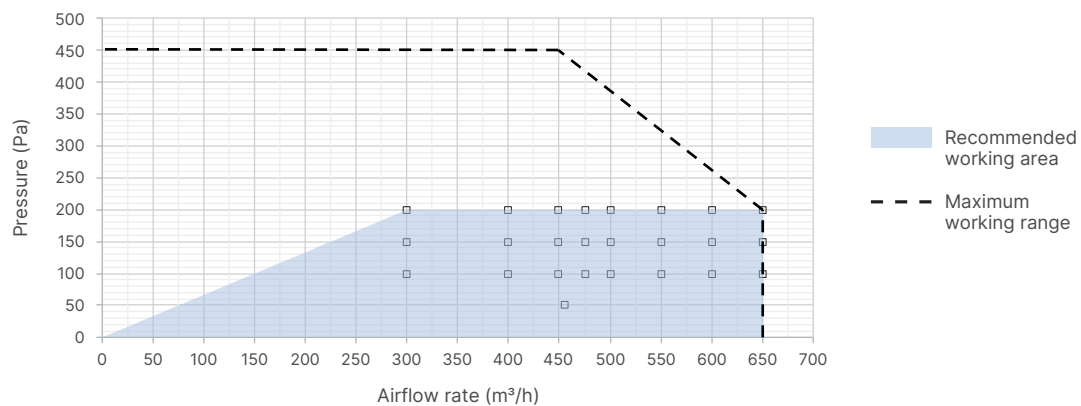
Technical data

Flux+ Wall 475 ERV					
Qv m ³ /h	ΔP Pa	Power / fan W	Sound level (Lw(A))		
			Casing dB(A)	Extraction dB(A)	Supply dB(A)
475	200	84	57,5	53,0	68,5
475	150	75	57,0	52,5	67,5
475	100	67	56,0	52,0	65,0
450	200	75	57,5	53,0	68,5
450	150	67	56,0	51,5	64,5
450	100	58	54,0	50,0	62,5
400	200	64	57,0	52,5	64,5
400	150	55	54,5	50,0	64,0
400	100	48	53,0	49,0	61,5
350	200	53	55,0	50,0	63,5
350	150	46	53,5	49,0	63,0
350	100	39	52,0	48,0	61,0
333	50	29	50,0	46,5	60,0
300	200	45	53,0	48,0	62,0
300	150	38	51,5	47,0	61,0
300	100	32	50,5	46,5	60,0
250	200	39	50,0	46,5	60,5
250	150	32	49,0	45,0	59,5
250	100	26	48,5	44,5	59,0
200	200	35	47,0	44,0	58,5
200	150	27	46,5	43,0	57,5
200	100	21	46,0	42,5	56,5



Flux+ Wall 650 ERV

Qv m ³ /h	ΔP Pa	Power / fan W	Sound level (Lw(A))		
			Casing dB(A)	Extraction dB(A)	Supply dB(A)
650	200	133	66,0	61,5	75,0
650	150	129	64,0	59,5	73,5
650	100	119	63,5	59,5	73,5
600	200	123	63,5	59,0	74,0
600	150	111	62,5	58,0	73,0
600	100	100	61,5	57,5	71,0
550	200	105	60,0	55,5	73,0
550	150	95	59,0	54,5	69,0
550	100	85	58,0	54,0	68,0
500	200	88	58,0	53,5	68,5
500	150	81	57,0	52,5	67,0
500	100	72	56,0	52,0	66,0
475	200	84	57,5	53,0	68,5
475	150	75	57,0	52,5	67,5
475	100	67	56,0	52,0	65,0
455	50	52	56,0	50,0	64,0
450	200	75	57,5	53,0	68,5
450	150	67	56,0	51,5	64,5
450	100	58	54,0	50,0	62,5
400	200	64	57,0	52,5	64,5
400	150	55	54,5	50,0	64,0
400	100	48	53,0	49,0	61,5
300	200	45	53,0	48,0	62,0
300	150	38	51,5	47,0	61,0
300	100	32	50,5	46,5	60,0



Installation

