sustainable and healthy living comfort

EasyLiving

VISION



Architectural façade cladding, timeless design

14
Linarte.
Your façade,
your style

26
Linius.
Clean lines,
strong façades

36
Success story:
façade cladding
and fresh air

RENSON®

EasyLiving
VISION

Your façade is the calling card of your home. It is the first impression visitors get – and you never get a second chance to make one.

So make your façade personal and truly yours. With a distinctive rhythm, an accent colour, your house number in wooden inserts or atmospheric integrated LED lines. The possibilities are endless.

Is it possible to combine practicality with aesthetics? Absolutely. Your building envelope offers many opportunities to enhance your everyday comfort and convenience. Think of videophones, outdoor taps, sockets, ventilation openings… By integrating each of these neatly into your façade finish, you achieve a seamless, low-maintenance and durable result. Always tailored to you – even if your needs change. A future-proof façade simply evolves with you.

That way, your home remains a safe haven where you can relax in comfort. In style.

CHECK OUT OUR OTHER MAGAZINES TOO!







Healthy Air
The air we breathe all day long could be so much healthier. Read this magazine to find out how reliable, **demand-driven ventilation** can make a difference. Fully tailored to your home, of course.

Daylight
Daylight gives energy and makes you feel good. You naturally want to bring the sun inside, but without the risk of overheating or distracting reflections. Discover how dynamic **outdoor sun protection** enhances your living comfort.

Temperature
Want to keep your home comfortably warm all the time using nothing but the power of nature? **Sustainable heating and cooling** can help you do just that.Read all about heat pump technology for your daily life.

RENSON®





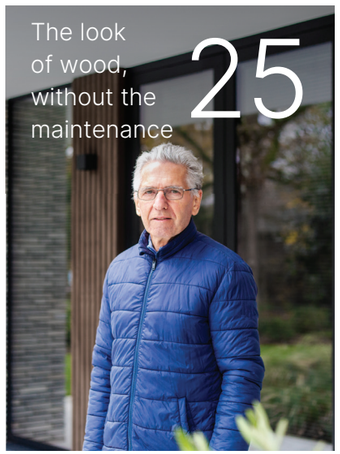

CONTENTS





Your façade decoded 6

Aluminium gives you maximum freedom 8

Vertical versus horizontal 10

Linarte. Your façade, your style. 14

Dynamic façade 20

Linarte Wood Design 24

Linius. Clean lines, strong façades 26

Success story: a unique façade 28

A smart renovation choice 30

Transformation delivers a unique result 32

Harmony in every detail 34

Façade cladding & fresh air 36

Façade cladding & daylight 38

Façade cladding & outdoor living 40

Façade cladding inside out 42

Frequently asked questions 44

Architects share their experiences 46

Meet our Ambassadors 48

Renson® innovates and inspires 50

Your façade decoded

+10%

Homes with an attractive, sustainable façade finish are on average around **10% more valuable on the property market.**

60%

Architectural façades have a major impact on your building's appearance. They determine **up to 60% of the overall appearance.**

90%

Customisation and personalisation are central to modern façades. In 9 out of 10 cases, architects choose a material that can be shaped effortlessly and makes every design unique.

70%

Trend in modern façades: 7 out of 10 façades combine materials to create depth, rhythm and character. **Profiles and lines make each façade design unique and contemporary.**

-70%

Aluminium façade cladding weighs ±5 kg/m² on average, making it **up to 70% lighter than fibre cement and 90% lighter than natural stone.** Ideal for lighter supporting structures, for example in renovation projects.

80% ↓

Did you know that... aluminum façade glassing costs only €0–2 per square meter per year to maintain? Wood can easily cost €10–15 per square meter per year, while steel requires €5–10 per square meter per year for inspection and recoating. Over a 50-year lifespan, this amounts to savings of up to approximately €275 per square meter.

With an aluminium façade, you choose a building finish with a **lifespan of more than 40 years.**

>40 years

100%

Aluminium is 100% recyclable. Did you know that 75% of all aluminium ever produced is still in use? That speaks volumes in a sustainability story.

Want to make a style statement with your façade? Contact us.

Aluminium gives you maximum freedom

Render, wood, a classic brick look... Which façade finish do you prefer? For us, the answer is clear: with aluminium façade cladding, you can’t go wrong.

Why choose aluminium façade cladding?

If you're looking for a stylish finish for high-quality architecture with a sustainable character and low maintenance, then aluminium façade cladding is the answer. It is the shortest route to a façade with character that remains beautiful for years. Moreover, aluminium is incredibly versatile. Combine it with render? Use it alongside wooden façade finishes? Or as a sleek counterbalance to masonry? The possibilities are endless.

Aluminium brings together the advantages of various façade finishing systems. It is colourfast, requires hardly any maintenance and is fully recyclable. Ease of use and a modern look with ecological added value as the finishing touch? Absolutely.













For new builds or renovations, inside and outside

Thanks to its timeless appearance and modular character, aluminium cladding is also highly versatile. Whether it’s a new-build façade with linear rhythm or the creative finishing of a post-insulated façade, both fall perfectly within the scope of Renson’s façade cladding systems.

Integrating technical elements, cladding gates and doors and extending profiles across your windows or below your patio cover: it's the ultimate way to create a harmonious exterior. Or continue the façade cladding indoors. The ultimate way to blur the boundaries between inside and outside.

Advantages of aluminium façade cladding

- ✓ **Creative freedom**
  Combine individual aluminium façade profiles with other building materials, or with wooden inserts and LED lines. For a unique whole with a strong architectural presence.
- ✓ **Sustainable and future-proof**
  Corrosion-resistant, colourfast and modular: façades finished in aluminium are built to last. The raw material itself is also 100% recyclable. It doesn’t get more sustainable than that.
- ✓ **Minimum maintenance**
  Aluminium blades are not prone to moss or algae growth and are barely affected by dirt. That means less cleaning and more time for the things you truly enjoy.
- ✓ **Functional design**
  From modern technologies to atmospheric lighting or your house number in wood on your façade: everything can be seamlessly integrated into the sleek façade cladding.
- ✓ **Total concept**
  For both new builds and renovations, aluminium cladding offers the ideal finishing touch. Right down to the smallest corner or the most complex detail on your garage or garden gate.

Vertical



OR



Horizontal

Two directions, one style.

Linarte

'The architectural skin'.

Sleek vertical façade cladding



We don’t call Linarte ‘the architectural skin’ of your home for nothing. Together with its ingenious underlying structure, it forms a kind of outer layer around the building envelope. With the individual vertical profiles, you have complete creative freedom and endless integration possibilities. The result? A façade that makes a statement.

Did you know...

You can combine each of these individual Linarte profiles? This allows you to add character to your façade and finish your home in a truly unique way, with a play of relief, light and shadow.

Discover everything about Linarte

Mix & match with these individual profiles

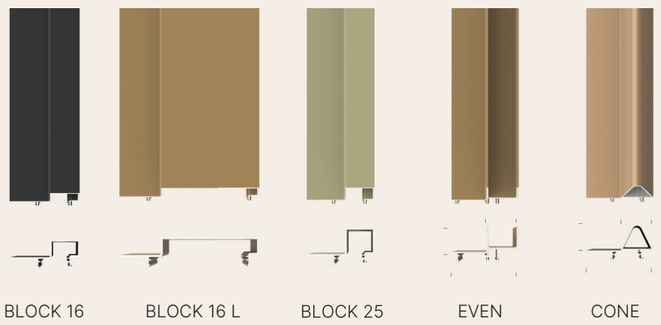

BLOCK 16 | BLOCK 16 L | BLOCK 25 | EVEN | CONE

Linius

Sleek and functional at the same time.

Stylish horizontal façade cladding

Sleek, horizontal aluminium blades create a powerful interplay of lines. Linius is the perfect match for modern new-build or renovation projects. This façade system effortlessly combines technology and design.

Did you know...

Linius creates a seamless transition between a door, a window with night cooling louvres or a garage door and the fixed façade surface? Subtle and minimalist, for a uniform result.



Discover everything about Linius

Individual profiles available in various versions



LINIUS L.033

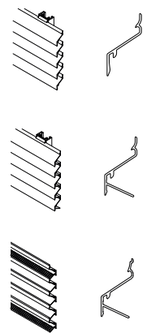

L.033
Open profile

L.033CL
Closed profile

L.033IM1
Perforated profile

Linarte. Your façade, your style.

The architectural vertical façade cladding system Linarte opens the door to boundless creativity. With four distinctive design styles, Renson inspires you in your search for the perfect façade.











Minimal Essence

As the name suggests, Minimal Essence brings you back to the basics. Are you ready for understated architecture with maximum impact?

- ✓ subtle colour palette
- ✓ clean lines (EVEN profiles)
- ✓ LED and wooden inserts
- ✓ indirect lighting









Timeless Elegance

This style delivers luxury without excess. Ideal if you want to combine elegance with timeless design.

- ✓ copper, gold, bronze and champagne tones
- ✓ anodised sheen
- ✓ CONE profiles
- ✓ rounded surfaces







WARM NATURAL

Warm Natural brings authenticity and comfort to your home's exterior – without compromising on timeless design.

Natural warmth, subtly and authentically crafted, as if it were real wood.

- ✓ Wood Design BLOCK profiles
- ✓ variation in widths



Discover how these styles come to life





BOLD EXPRESSION

Looking for a striking, creative statement? Bold Expression is your style guide.

Bold expression with character and impact.

- ✓ contrasting, eye-catching colours
- ✓ mix of profile shapes, widths and thicknesses
- ✓ playful and dynamic







Linarte Mix success story

Villa with a dynamic façade

An impressive multifunctional basement, maximum contact with the garden and dynamic architecture: it’s no wonder this villa in Edegem captures the imagination.

This corner plot had a lot of potential. Using a mood board, architect Reginald Schellen identified its strengths and brought them to life in a stunning family home. He translated the clients’ wishes and preferences into a modern design in his own distinctive way. “For example, the family was a fan of thatched roofs,” Reginald explains. “By using Linarte blades thoughtfully, the roof slab appears to float—a subtle nod to more traditional roof structures.”

The façade cladding system quite literally crowns the project. Linarte sets the tone for the villa’s architectural expression, in dialogue with ceramic tiles featuring a travertine look.

The clean lines of the tiles are balanced by the verticality of the Linarte blades. The result: a captivating contrast, with a dynamic play of shadows created by the varying widths of the blades. A carefully considered mix of profiles contributes to this unique façade.



A rhythmic façade with fluid transitions

The façade surfaces with blades form a refined, rhythmic alternation of BLOCK 16 and BLOCK 16L profiles in Terra Brown (RAL 8028), a dark bronze shade that pairs beautifully with the beige tiles. Two earthy tones, each with its own character. Matching the colour of the Linarte elements with the rest of the joinery creates a harmonious whole. The profiles run like a band just below the roof volume, while also recurring at various window sections and columns, above the entrance and on the garage door, where the horizontal joints become almost invisible.



BLOCK 16



BLOCK 16 L

The façade surfaces with blades alternate between BLOCK 16 and BLOCK 16L profiles



"The family loved thatched roofs. By using Linarte blades thoughtfully, the roof slab appears to float—a subtle nod to that traditional roof construction."

Architect Reginald Schellen



Thorough preparation, both in the design phase and on site, combined with precise installation, contributes to the sleek façade appearance. Some Linarte profiles even extend across a few windows as an additional eye-catching feature.

Read the full testimonial



Weather-resistant

Will not rot or crack, and is resistant to UV, moisture and insects.



Sleek finish

Dimensionally stable and shape-retaining. No sanding, painting or staining required.

Linarte Wood Design

Linarte Wood Design: the charm of wood with the ease of maintenance and durability of aluminium.

Colourfast

Retains its beauty for years without discolouration or maintenance.

Realistic wood look

Come home to the light tones of Coriander Oak, be tempted by the warmth of Toffee Oak, or discover the new colours Grey Oak and Truffle Oak.





Grey Oak



Coriander Oak



Truffle Oak



Toffee Oak



Linarte Wood Design success story

The look of wood, without the maintenance

At the crossroads of natural charm and practical convenience.

A new-build home is the perfect opportunity to fully embrace your own style. For Jan Hurkmans from Hamont-Achel, the architect translated those wishes into a dialogue between light brickwork and an alternative façade finish. Jan's heart said wood – his head politely disagreed. Repainting every five years, as with the white window frames and afzelia hardwood overhangs of his previous home, was no longer appealing.

So he began searching for an alternative. Composite materials were not colourfast enough under the influence of the sun, so aluminium became the material of choice. *"Initially, we had black blades in mind, until our façade contractor told us that Renson was about to launch wood-look blades. We saw a sample and were quickly convinced."* So much so that they decided to delay finishing the façade until Linarte Wood Design became available.

More than a year after moving into their new home, the residents remain just as convinced of their choice of façade cladding.

"We receive a great deal of positive feedback," says Jan enthusiastically. *"Many people think it's real wood. Sometimes they actually have to touch a blade before they believe it's aluminium. The combination of the dark wood look with our light brickwork is exactly what we had in mind. We're very satisfied."*

"Many people think it's real wood. Sometimes they actually have to touch a blade before they believe it's aluminium."

JAN HURKMANS

Watch the video report here









Linius.
Clean lines, strong façades.

The horizontal aluminium profiles create a sleek interplay of lines that perfectly complement modern architecture. The seamless integration of doors and gates reinforces this timeless appearance. Choose from closed or ventilated designs, tailored to your personal living requirements. Ideal for new builds, renovations or stylish façade upgrades.

Gates and doors seamlessly integrated into your façade
Linius creates a smooth transition between a door or gate and the fixed façade surface. Subtle and minimalist, for a uniform result.





Finger-trapping protection system
Renson has developed a mechanical finger-trapping protection system to ensure that a garage door clad with Linius closes safely. This security system complies with all European standards, allowing you to operate your garage door with complete peace of mind.



Filtered daylight
Semi-open Linius profiles allow you to integrate windows seamlessly into the façade, providing subtle shading and creating a more intimate feel.



Curved façades
Linius accommodates curved façades with a radius of 800 mm or greater.

Discover all bespoke Linius solutions

Linius success story

A unique façade appearance

A stylish façade elevates a building to the next level. This project in Saint-Nazaire proves exactly that. The striking façade is dominated by Linius façade cladding from Renson.

Aesthetics and practical advantages, combined in a high-end finish. That was the starting point for this conceptual building in the Loire Atlantique region. With around 200 square metres in a strategic location, the building required a façade that would immediately stand out. Enter Linius, Renson's horizontal façade cladding system.
Instead of traditional wooden or aluminium cassettes as façade cladding, the architects opted for horizontal blades. It's the ideal façade for external insulation and to really draw attention. The horizontal aluminium Linius blades create unique and engaging shadow effects across the façade. The white façade cladding on the first floor contrasts beautifully with the blades on the ground floor. Since it's close to the coast, the aluminium blades are also resistant to the salty sea air. Ensuring the owners can enjoy the result for many years to come.







Garden and garage gates: strong brands join forces



Hörmann garage doors
Renson and Hörmann share a vision of quality, durability and aesthetics. This has led to garage doors clad in the same aluminium profiles as the rest of the façade: horizontal (Linius) or vertical (Linarte). Both up-and-over doors and sectional doors blend almost seamlessly into the overall façade design.



Onzo garden gates
The architectural signature of Linarte reflected in your garden gate: that's exactly what Onzo delivers. As part of Renson, this garden gate manufacturer upholds the same high-quality engineering and level of finish. For an outdoor environment in complete harmony.



Aluminium façade cladding as a smart renovation choice

Replacing windows? Installing a new garage door? Adding insulation? It’s the perfect opportunity to give your façade a stylish new look as well.

Did you know...

...aluminium façade cladding can neatly conceal all wiring during renovation – from lighting to cameras? This way, you maintain a clean, seamless façade without visible wires or interventions.

New garage door

Looking for a truly sleek façade finish? That calls for seamless integration of your garage door. With Renson aluminium façade cladding, you clad your new gate perfectly. Resistant to weather, wind and impact, and requiring minimum maintenance. From accent surfaces to full cladding, and from horizontal to vertical lines: Open the door to a world of architectural possibilities.







Replacing windows

Want to extend the clean lines of contemporary window frames across your entire exterior? No problem. Linarte or Linius blades align seamlessly with the profiles of your new joinery, even around corners. After finishing, not a single screw or seam is visible. Your façade also benefits from a durable, colourfast finish that withstands all weather conditions. Thanks to its intelligent construction, a Renson façade also helps prevent thermal bridges, contributing to an airtight building envelope.

Post-insulated façade

Kill two birds with one stone by combining practicality with aesthetics. Improving your façade insulation is always a smart move. Why not turn it into a design statement as well? Add an aluminium façade in front of your insulation layer. Even with thicker insulation, you are guaranteed a seamless, timeless and personalised result. With minimum maintenance afterwards: no cracks, no dirt, no repainting over time. Simply enjoy the new look of your home.



Renovation success story

Transformation yields unique result

Energy efficiency and insulation go hand in hand with sleek aluminium façade cladding. Just ask Kees vander Vlugt.

Villa Velsen, originally built in 1953, underwent a thorough renovation in 2021. In addition to a complete strip-down and insulation upgrade, owner Kees vander Vlugt seized the opportunity to refresh the façade. Enter Renson Linarte. The post-insulated ground-floor façades were finished with stylish vertical façade cladding. "That brought our renovated home together as a single, cohesive whole," says Kees. "Anyone seeing it now would hardly believe such an extensive renovation took place."

At a construction fair, the client explored various façade cladding options. Renson's vertical façade cladding immediately stood out. After visiting Renson in Belgium, Kees was completely convinced. "In the demo home, I found the inspiration to combine the three available Linarte profiles—BLOCK 30, BLOCK 16 and EVEN 25—into a vibrant façade.



Playing with colour and shape

The colour chosen for the Linarte profiles was black-grey. It pairs perfectly with the off-white render on the upper floor and the slightly lighter quartz-coloured window frames. Above the windows, the Linarte profiles were intentionally not continued. Instead, flat cladding creates a refined sense of height. In a repeating pattern, BLOCK profiles (in two depths) alternate with EVEN profiles. The resulting wave effect gives this renovated home its distinctive character.



Post-insulation and Linarte: a golden combination.







Harmony in every detail

Aesthetics and functionality? Aluminium cladding combines both effortlessly. A Renson façade does so with elegance and seamless precision.

A strong linear character, clean rhythm and a wealth of practical details: both Linarte and Linius offer extensive possibilities for stylish, sustainable living. By maintaining uniformity across the façade—without interruptions for technical elements, windows or gates—you achieve a powerful architectural presence. With wooden inserts or LED lines for a personal touch, if desired.



CHOOSE YOUR LOOK: A RAL COLOUR, LUXURIOUS ANODISED FINISH OR WOOD DESIGN... OF MIX & MATCH!



A finish tailored to your taste

The Linius and Linarte profiles are available in a wide range of finishes: from all RAL colours and luxurious anodisation to the realistic Wood Design look. Textured coating is ideal for long-term outdoor use in contemporary architecture.

With Renson aluminium façade cladding, a seamless finish is easily achieved. Because the difference lies in the details, Renson has developed dedicated systems for connections to windows and doors, internal and external corners, and even curved surfaces.



SEAMLESS CONNECTION WITH WINDOWS





Integrated technologies

The practical benefits of a Linarte façade go beyond minimum maintenance. By incorporating smart features, your façade makes your home even more user-friendly. With the carefully designed modules, your installer can seamlessly integrate a concealed door handle, videophone, socket or outdoor tap. For sleek results.









A PERSONAL TOUCH FOR YOUR FAÇADE





Did you know...

... you can literally incorporate your house number into your façade using wooden inserts?

Success story

Façade cladding & fresh air

Countering overheating architecturally? It can be done! For the Van Maele family, night cooling vents quite literally help keep their heads cool. They also enhance the architecture through their integration into the façade cladding.





A fresh breeze flows through Rimmert Van Maele's home – sometimes quite literally. *"We consistently open the night cooling vents in our bedrooms,"* Rimmert explains. *"Depending on the season, not only at night but often during the day as well. The louvres are burglar-resistant, so we don't have to worry. The outdoor air helps bring the indoor temperature down nicely."*

Moreover, the vents are completely invisible from the outside. They are perfectly concealed behind the façade cladding. *"The continuous Linius blades—behind which the vents are hidden—form an additional accent to the brickwork,"* the homeowner explains. *"In fact, it's the façade cladding that functions as a night cooling vent rather than the other way round. Even if we had chosen a different type of façade cladding, we would still have combined it with night cooling vents behind it. This approach, however, turns them into an added architectural asset."*

"A burglar-resistant night cooling vent is a functional element—but by integrating it as decorative façade cladding, it enhances the architecture."

Rimmert Van Maele, resident





Read more about night cooling in our 'Healthy Air' magazine









Façade cladding & daylight

Finishing an insulated façade with aluminium blades? Then protect it from overheating at the same time. Good news: your screens and façade finish can be perfectly matched.

A façade doesn't need to stand out to excel. Sometimes it's the subtle, clean finish that makes all the difference. Especially when everything works in harmony. Think beyond the cladding. With Renson, you can coordinate screens and other façade and exterior elements with your Linarte surfaces.

For example, screens can be finished in the same colour as your joinery. Thanks to their near-invisible integration into the building envelope, they blend in seamlessly. And in return, you enjoy a cooler home—an inviting place to relax in comfort.

"The screens are just as subtle and seamlessly integrated as the cladding."

Uniform, stylish and timeless
Timber construction specialist Van Houtven fully embraces harmonious combinations with Linarte in its show home in Astene (Deinze). The façade blends concrete-look render, brickwork and Linarte.

Architect Koen Vekemans made the most of their complementary qualities. Why does he enjoy working with Renson? *"The combination of a patio cover, screens, façade cladding and a parcel letterbox makes it an ideal way to create a uniform, stylish and timeless architecture and outdoor environment. Everything integrates perfectly—with each other and with other elements of the building."*



READ MORE ABOUT SUN PROTECTION IN OUR 'DAYLIGHT' MAGAZINE



Façade cladding & outdoor living

Inside your home, you want every element to fit together perfectly. There’s no reason to be any less discerning outdoors. With Linarte or Linius, your façade and garden quickly come together as one harmonious whole.

You want to spend as much time outside as possible. We understand that perfectly. It is healthy, calming and enjoyable. Even more so when your outdoor space offers a complete sense of tranquillity, free from clashing styles or unfinished details.

Walls, garden elements or even your patio cover can be finished stylishly with Renson aluminium façade cladding. You’ll feel as though you’ve stepped into another world.

To make the transition between indoors and outdoors as seamless as possible, a patio cover can be perfectly tailored to your garden. Integrating a tree into an open louvred roof? Adding wooden Loggia sliding panels for a natural touch? And incorporating Linarte or Linius as a harmonious wall accent? Everything contributes to a seamless outdoor experience.

Vertical or horizontal façade cladding below your patio cover? Find your inspiration here.









Façade cladding inside out

Renson pushes boundaries. We believe façade cladding shouldn’t stop at the façade. Get inspiration for your interiors.

A stylish wall finish elevates your interior to the next level. Discover the surprising effect of aluminium blades for your interior design. A fireplace wall, a sleek minimalist surface or a bold colour accent? Let your personality shine.

Aluminium cladding is also an excellent way to connect indoors and outdoors even more seamlessly. Extend your interior wall cladding outdoors for visual harmony. Chances are, you'll get compliments from visitors!





Aluminium façade cladding is just as striking inside as it is outside.



Bring indoors and outdoors together effortlessly.



Frequently asked questions about aluminium façade cladding

How are aluminium blades mounted?

Both Linarte and Linius are mounted using a unique clip system on handy supporting profiles. These supports are either screwed directly onto the insulation or fixed onto timber battens. The profiles simply click into place using plastic clips, with no visible screws or fixings. This ensures quick installation and a flawless finish.



How long does it take to install the façade cladding?

The installation time of your aluminium façade depends on several factors. Where is the façade located? How are edges and corners finished? Which technical elements need to be integrated?

For a wall with profiles (without additional options), a single installer can cover approximately 4 m² per hour on easily accessible surfaces when using the direct fixation system, including insulation and vapour barrier.



Did you know...

... the blades are available in almost all RAL colours and anodised finishes, with satin or textured coatings?

How do I maintain my façade?

Maintaining Linarte and Linius is simple. In most cases, it is enough to clean the profiles once a year with water and mild soap. For light dirt, a microfibre cloth will do. Thanks to the durable powder coating, your aluminium cladding will retain its aesthetic quality for years without intensive maintenance.

To extend the lifespan and preserve colour intensity of the cladding, we recommend using the Renson maintenance kit. This protects your aluminium blades even better against UV radiation, sea air and acid rain.

Why does Renson work with individual blades?

Renson distinguishes itself from other players by using a façade cladding system with individual blades. This is a conscious choice. Even after finishing the façade, profiles can easily be unclipped to add cables or integrate new technologies, then reinstalled. Damage or wear on one or several blades? You only replace the damaged profiles.

In addition, with individual vertical Linarte blades, your façade installer can invisibly compensate for up to 2 mm per rm of variation in the façade surface. Convenient and with sleek results.

What warranty do I receive?

When installed by an authorised Renson Ambassador and registered via the warranty platform, Renson offers up to ten years' warranty on both the coating, the Wood Design and the structure of your façade cladding. Giving you complete confidence in its quality and durability.

COATING WARRANTY 10 YEARS

Any more questions about aluminium façade cladding?

Architects share their experiences

Creative freedom and sleek architecture are two things architects value most, so it’s no surprise they speak highly of Linarte.



One Baelskaai – Oosteroever Oostende – Contractor – Versluys Groep Aanneming



"Renson's profiled, vertical Linarte façade cladding evokes the image of dunes and contrasts with the flowing horizontal lines."

Luc Binst, Binst Architects





"Wooden inserts and LED lighting contribute to the extensive architectural possibilities."

Tim Robben, Lenz Architects



"The verticality of the Linarte blades creates a fascinating contrast, enhanced by varying depths and the resulting play of shadows."

Reginald Schellen, Schellen Architects

Read the full report here



Get to know our ambassadors

With a vast network of experienced professionals, Renson is never far away. A durable and timeless façade finish or a harmonious outdoor environment with all the necessary technical features? There's a professional nearby who can't wait to help.



"For our installers, Linarte is a pleasure to install because everything fits and alignment is straightforward. The end customer benefits from a beautiful, long-lasting product that requires no maintenance, with the added option–thanks to the individually clip-in and clip-out profiles–to easily integrate additional technical elements at a later stage."

Thijs Van Gompel



What can a Renson Ambassador do for you?

- Free, expert advice
- A quote tailored to your situation
- Professional installation
- Expert service

Scan the QR code to find a Renson Ambassador near you

RENSON®



Creating healthy spaces®
Your healthy living comfort is our mission. Inside and outside. At home and at work. With ventilation, sun protection, sustainable heating/cooling and outdoor living spaces, we give consumers, architects and property developers the sustainable building blocks they need to create healthy and comfortable living spaces, indoors and outdoors.

Expert since 1909
Ever since 1909, Renson has been developing high-quality products that increase your home comfort. Though the power of innovation and backed by more than a century of experience, we turn your dreams into reality.

Technology and design
Every product is developed with an eye for design, durability and quality. In perfect harmony with your home.

> 117 years



Renson® innovates and inspires

renson.net



Did you know...
... there are over 1,600 distributors in our network? You're bound to find a point of contact you can trust, wherever you are in the world.



Need more inspiration?
The Renson showroom at our headquarters in Waregem is the perfect place to get to know our solutions and technology for your healthy living comfort. Inside and outside.

Elsewhere, our impressive NOA inspiration park in Kruisem is the place to go to experience truly exceptional outdoor spaces.

You're welcome to visit anytime!

Don't want to miss a thing about Renson? Subscribe to our newsletter.

RENSON®

RENSON®

L0121049 2005317 0127 English

All photos shown are solely for illustration purposes and are a snapshot of the usage situation. The actual product may vary due to adjustments to the product. Renson® reserves the right to make technical changes to the products shown. The most recent brochures are available for download at **www.renson.net**

FOLLOW US

facebook.com/rensonworldwide
instagram.com/rensonworldwide
linkedin.com/company/renson-ventilation-sunprotection
pinterest.com/rensonoutdoor
youtube.com/user/RensonMarketing

CONTACT US

info@renson.be
renson.net