ASSOCIATE PARAMETER GUIDELINE

How to associate our screen parameters to your window family?

1. Load Renson_Fixscreen_Minimal_Single.rfa in your window family
2. Select the Renson Fixscreen Minimal Single family type(s) you want to load in your project.
3. Place the Renson Fixscreen Minimal Single in your window family (preferably on 'Ref.Level')
4. Select the Fixscreen Minimal model you just inserted. On the tab 'Properties > Dimensions'. You can associate the following three parameters:
   - Input_Fabric_Height (A)
   - Input_Total_Height (B)
   - Input_Total_Width (C)
5. On the tab 'Properties > Materials and Finishes', you can associate this parameter with one of your material parameters

By the tooltips, you can directly see the parameter's description

Fabric_Roller_Height

Associate this parameter with your fabric height parameter. You can create an extra fabric height parameter in your window family and associate these two parameters.

Total_Height

Associate this parameter with your window parameter. This parameter is the Fixscreen Minimal finished height (FH). FH = side guiding channels + box

Total_Width

Associate this parameter with your window parameter. This parameter is the Fixscreen Minimal width (W). W = side guiding channels + fabric width

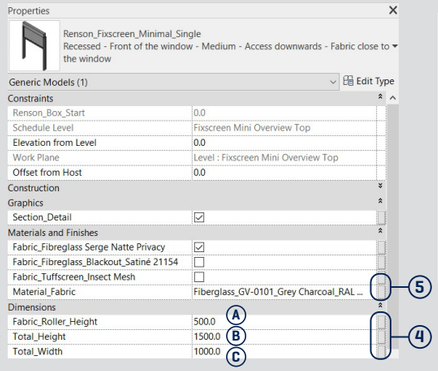

Overview parameters in Fixscreen Minimal Family

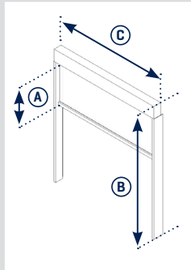

Fixscreen Minimal with side guiding channel S.WS, M.WS, M.WS+ or L.WS

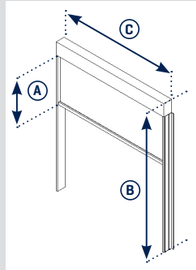

Fixscreen Minimal with side guiding channel S.WF, M.WF, M.WF+ or L.WF

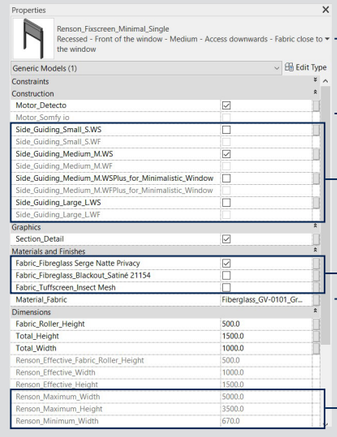

Select your Fixscreen Minimal type

Select your motor type

Select your side guiding channel

Select your fabric type

Select your fabric colour

Dimension constraints will appear

Important remark:
Check Renson's technical information on the technical restrictions (like dimensions, installation details, ...) of each product type.

POSITIONING FIXSCREEN MINIMAL GUIDELINE

The concept drawings below show how to align the Fixscreen Minimal with your window

← Direction in which fabric roller should be demounted

Recessed installation (IM7A and IM7B)

Fabric close to the window (IM7A)

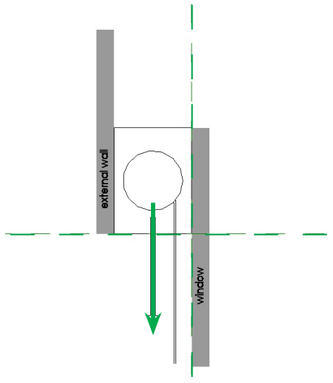

Section

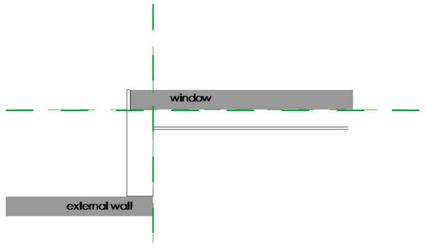

Plan with side guiding channel type S.WS, M.WS or L.WS

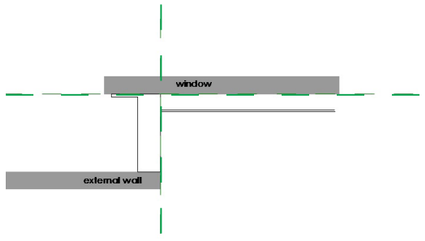

Plan with side guiding channel type S.WF, M.WF or L.WF

Fabric away from the window (IM7B)

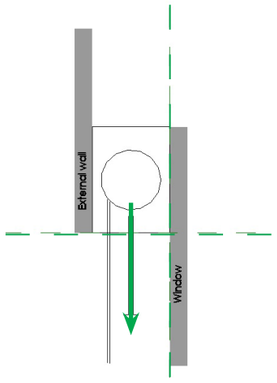

Section

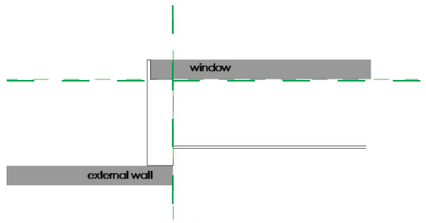

Plan with side guiding channel type S.WS, M.WS or L.WS

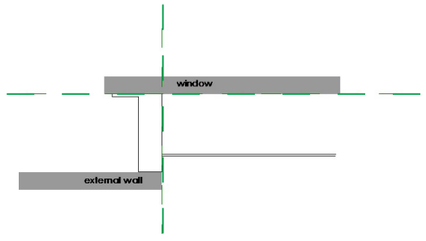

Plan with side guiding channel type S.WF, M.WF or L.WF

Fabric away from the window for minimalistic window (IM7B)

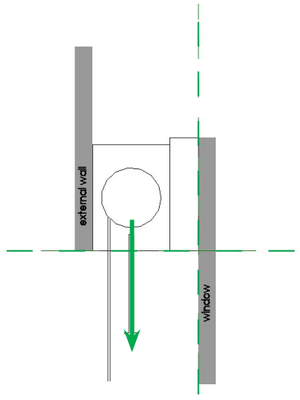

Section

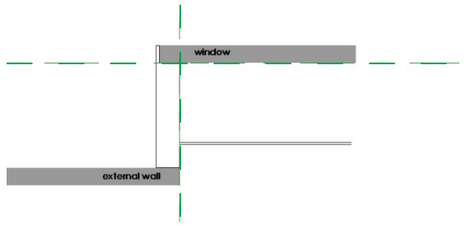

Plan with side guiding chanel type M.WS+

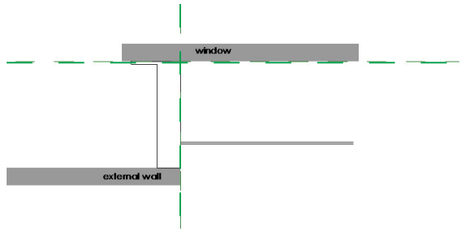

Plan with side guiding channel type M.WF+

RENSON®

FIXSCREEN®
MINIMAL

RENSON®